



My beautiful pool,
where I want,
when I want!

URBAN POOLS

4.20 M X 3.50 M | 6.00 M X 2.50 M | 6.50 M X 3.50 M



URBAN POOLS

Above ground, partially in-ground, in-ground

URBAN pools are innovative: they combine the advantages usually associated with top-end pools, with the practical advantages of more modestly sized pools. Thanks to its small size, you can install your URBAN pool wherever you want.

THE GUARANTEE OF QUALITY OFFERED BY WOOD

URBAN pools are made of wood sourced from sustainably managed forests.

The quality of the wood selected and the class IV autoclave treatment are labelled CTB-B+ SP by the CTBA.

The autoclave treatment is carried out after machining, this allows us to offer a 10 year guarantee on the structure.

URBAN POOLS
EMBELLISH
ANY SETTING,
IMMEDIATELY
RAISING ITS
APPEAL.



BYCert. 9605845



THE BEST OF TECHNICAL KNOW-HOW AND SAFETY

In just a few seconds, with the turn of a key, the cover hidden under the coping rolls out over the surface of the water. Effortless protection for your pool.

Fitted with submerged automatic covers that comply with the French pool safety standard (NF P 90-308), URBAN pools provide optimal safety and comfort of use.

Secreted under the pool edging, the submerged cover keeps the pool water clean and warm. It secures and protects your pool with total discretion.

In addition, **URBAN pools** are fitted out with high-end, state of the art technical equipment: LED underwater lights, automatic filtration management, in-pool ABS stainless steel ladder

(2 sections), wooden access ladder, skimmer and return fittings the same colour as the liner and the automatic cover.

PURE LINES

The intelligent, elegant design of the URBAN POOL guarantees seamless aesthetic integration into your garden.

The structure, made of carefully selected solid wood, is compatible with in-ground, partially in-ground or above-ground installation.

If the pool is installed in-ground or partially in-ground, a wooden plant housing (option) must also be installed to allow access to the filtration equipment.



NORTHERN SPRUCE COPING!

For more beautiful, flatter coping with a longer service life, BWT chose class III treated Northern Spruce, selected based on its resilience, mechanical strength and excellent weatherability. Beautiful wood, properly cured, dense, top quality, for pools that will delight your customers for years to come.



ACHIEVE THE
IMPOSSIBLE!
YOUR DREAM
WITHIN
YOUR GRASP



URBAN pools are the answer! A real pool secured by a submerged automatic cover, that, with its small foot print of less than 10m², can be slipped into any space

IDEAL FOR A BUSY LIFE-STYLE!

The URBAN pool is designed for busy city living. Its clever design simplifies and reduces maintenance, and the consumption of water, energy and pool chemicals is very low.

A SEDUCTIVE PRICE POINT

URBAN pools are real pools, fitted out like luxury pools and offered at a very interesting price. The Secret? Industrialisation of the design and manufacturing process. The factory in France where URBAN Pools are made, is a reference in this sector; it relies on tried and tested know-how and uses the best, state-of-the-art manufacturing equipment

TOTAL FREEDOM

URBAN pools were purpose designed for small spaces. Their dimensions are carefully adapted to the restrictions of urban living, they fit in anywhere. There are 3 models to choose from, 2 of which (4.2 m x 3.5 m and 6.00 m x 2.5 m) feature a water surface area less than 10 m². Contact your local authority for information regarding building permits at the installation site.



WARM, CRYSTAL-CLEAR & CONNECTED WATER

The URBAINÉ pool has been designed to accommodate the levels of equipment usually reserved for large, top-of-the-range pools: a box that can accommodate sand filtration and/or a heat pump and/or a connected box for control via an app. Pure water and thermal comfort guaranteed, for wonderful bathing from May to September.



SWIM!

Whether for pleasure, or to train, URBAN pools may be fitted with static swim belts (included as standard); ideal for working out at the intensity that you want. Comprised of a neoprene belt (waist circumference 60–105 cm) and year elastic strap (length 200 cm), it is the ideal system for an aquatic work out in a small pool.



4 LEVELS EQUIPMENT AS STANDARD

*URBAN pools 4,20 m x 3,50 m
& URBAN pools 6,00 m x 2,50 m*



AUTOMATIC COVER

Integrated automatic cover and compact cartridge filter

Housed discreetly in the pool, the submerged cover keeps the pool water clean and warm. It effortlessly secures and protects your pool.

* Version without plant housing permitted for above-ground configurations only



PLANT HOUSING

Integrated automatic cover and wooden plant housing

The wooden housing* is made of slats 28mm thick, the profile matches the pool coping. In accordance with the French safety standard NFP 90-308, the lid is hinged and fitted with a lock. The plant housing is mounted at a corner to house the electrical components of the automatic cover and the filtration system.

*The plant housing is mandatory for in-ground and partially in-ground installation configurations.

FILTRATION

Integrated automatic cover, wooden plant housing and sand filtration group

Comprised of a light grey sand filter P-GFI 400, 4m³/h, (delivered with the filter medium) with a removable lid, a self-priming pump with a pre-filter, a 6-way valve, a pump/ filter connection kit and a black ABS base.



HEATING

Integrated automatic cover, wooden plant housing, sand filtration group and heating

The BWT myPOOL Inverter heat pump is ideal for URBAN pools under the following operating conditions: air temperature 26°C, water temperature 26°C. It is delivered with 9 m of by-pass pipe to install the pump 3.5 m from the pool and a sand filtration group P-GFI 400, 6m³/h.



PEARL CONNECT CONNECTED BOX

Integrated automatic cover, wooden box, sand filter unit, heating and Pearl Connect control panel

The Pearl Connect box lets you manage your pool equipment via a free app. As well as controlling your filtration, lighting, automatic cover and heat pump, the Pearl Connect app will provide you with information on your energy consumption and historical data on all the important aspects of your Urbaine pool. The Pearl Connect box also adapts as your pool evolves, as additional equipment can be added at a later date.





URBAN POOL

4,20 m x 3,50 m





Above-ground configurations only



Above-ground, partially in-ground or in-ground with plant housing

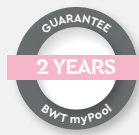
EQUIPMENT AS STANDARD



STRUCTURE
POOL FITTINGS



AUTOMATIC
COVER



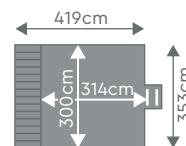
LADDER
FILTRATION LINER



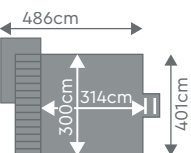
Description	
Northern Spruce coping, thickness 28mm, width 290mm	included
Planks of solid, class IV treated Northern Pine, 45 mm thick	included
Liner thickness	0.75 mm
Liner colour	light grey
Number of skimmers P-PM body (colour matched to the liner)	1 (light grey)
Number of return fittings (colour matched to the liner)	1 (light grey)
Hydraulic connections	included
Filtration 4 m ³ /h	see version
Metallic structural braces	4
LED underwater light	1
Flow rate at the return fitting (m ³ /h)	4
Automatic safety cover	light grey
Electrical control panel (cover, filtration and UW light)	included
In-pool Aluminium/ABS ladder in 2 parts	3 treads
Wooden access ladder	4 treads
Swim tether	included
Underlay	included

Outer dimensions	419 × 353 cm
Outer dimensions with housing	486 × 401 cm
Water surface dimensions	314 × 300 cm
Height, coping included	133 cm
Water volume	13.30 m ³
Water surface area	9.42 m ²

OVERALL DIMENSIONS WITHOUT PLANT HOUSING (CM)



OVERALL DIMENSIONS WITH PLANT HOUSING (CM)





URBAN POOLS

6.00 m x 2.50 m



BVCert. 9605845



Above-ground configurations only



Above-ground, partially in-ground or in-ground with plant housing

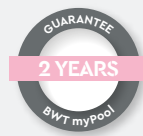
STANDARD EQUIPMENT



STRUCTURE POOL FITTINGS



AUTOMATIC COVERS



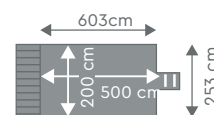
LADDER FILTRATION LINER



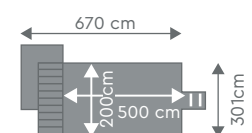
Description	
Northern Spruce coping, thickness 28mm, width 290mm	included
Planks of solid, class IV treated Northern Pine, 45 mm thick	included
Liner thickness	0.75
Liner colour	light grey
Number of skimmers P-PM body (colour matched to the liner)	1 (light grey)
Number of return fittings (colour matched to the liner)	1 (light grey)
Hydraulic connections	included
Filtration 4 m ³ /h	see version
Metallic structural braces	4
LED underwater light	1
Flow rate at the return fitting (m ³ /h)	4
Automatic safety cover	light grey
Electrical control panel (cover, filtration and UW light)	included
In-pool Aluminium/ABS ladder in 2 parts	3 treads
Wooden access ladder	4 treads
Swim tether	included
Underlay	included

Outer dimensions	603 × 253 cm
Outer dimensions with housing	670 × 301 cm
Water surface dimensions	500 × 200 cm
Height, coping included	133 cm
Water volume	13.40 m ³
Water surface area	9.99 m ²

OVERALL DIMENSIONS WITHOUT PLANT HOUSING (CM)



OVERALL DIMENSIONS WITH PLANT HOUSING (CM)





XL URBAN POOLS

is fitted with all the equipment it needs to run.



AUTOMATIC SLAT COVER

High-end equipment

Housed discreetly in the pool, the submerged cover keeps the pool water clean and warm. It effortlessly secures and protects your pool.

* Version without plant housing permitted for above-ground configurations only



WOODEN PLANT HOUSING

In the case of a partially in-ground or in-ground installation, a plant housing is mandatory to provide a dry pit to house the automatic cover motor.

*Contact your sales agency.



FILTRATION GROUP

High-end equipment

Comprised of a light grey sand filter P-FI 500, 8m³/h, (delivered with the filter medium), a self-priming pump with a pre-filter, a 6-way valve, a pump/ filter connection kit and a black ABS base. The filtration system is installed in plant housing.

OPTION

The XL URBAN pool 6.50 × 3.50 m can be fitted with additional equipment such as a Chlorine generator, automatic regulation, a heat pump, etc.





URBAN XL POOLS

6.50 m x 3.50 m



BVCert. 9605845



Above-ground configurations only



A plant housing is mandatory for in-ground and partially in-ground configurations (see page 15)

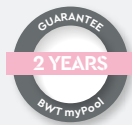
STANDARD EQUIPMENT



STRUCTURE
POOL FITTINGS



AUTOMATIC
COVER



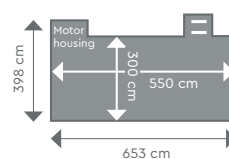
LADDER
FILTRATION LINER



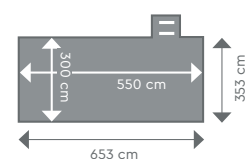
Description	
Northern Spruce coping, thickness 28mm, width 290mm (2 × 145 mm)	included
Planks of solid, class IV treated Northern Pine, thickness in mm, tolerance + or - 1mm	45
Liner thickness	0.75 mm
Liner colour	light grey
Number of wide mouth skimmers P-GM Long	2
Number of return fittings	2
Buriable hydraulic fittings, Ø 45mm	included
Metallic structural braces	included
LED underwater lights	1
Sand filter	P-FI 500
Sand filter diameter (mm)	500
Flow rate at the return fitting (m ³ /h)	9.70
Sand supplied (kg)	50
6-way valve	included
1/4 turn valve, return/ suction	included
In-pool 2 part ladder: straight section made of Aluminium/ABS and SS grab rails	3 treads
Wooden access ladder	treads
Underlay	included
Automatic safety cover	light grey
Electrical control panel	included

Outer dimensions	653 × 398 cm
Water surface dimensions	550 × 300 cm
Height, coping included	133 cm
Water volume	21.90 m ³
Water surface area	16.44 m ²

WITH COPING, MOTOR HOUSING AND LADDER



WITH COPING AND LADDER





Dealer's stamp:

A large, empty rectangular box with rounded corners, intended for a dealer's stamp or signature.