

@PoseidonSpa



POSEIDON SPA
LE LUXE A LA FRANÇAISE





SUMMARY

04 POSEIDON SPA
More than 15 years' experience

18 PRODUCTS
Spa collection - p.18
Swim spa collection - p.48
Sauna collection - p.60

05 NETWORK
N°1 expert network

44 INNOVATIONS
Expertise and news

06 MADE IN FRANCE
French manufacturing

70 PARTNERS
Products for the future

08 USABILITY & DESIGN
Unique ergonomics

71 CUSTOMIZATIONS
Choice of finishes

10 THERAPIES
Signature therapies

72 ACCESORIES & LIFESTYLE
The must-haves

14 CONSUMPTION
Minimal consumption

73 DISCOVERIES
Social networks & events

16 QUALITY
Production & Warranty

74 WELLNESS & SPORT
More than a brand

POSEIDON SPA

More than 15 years' experience

Member of the FPP

A French brand that shares the values of the Pool and Spa Federation.

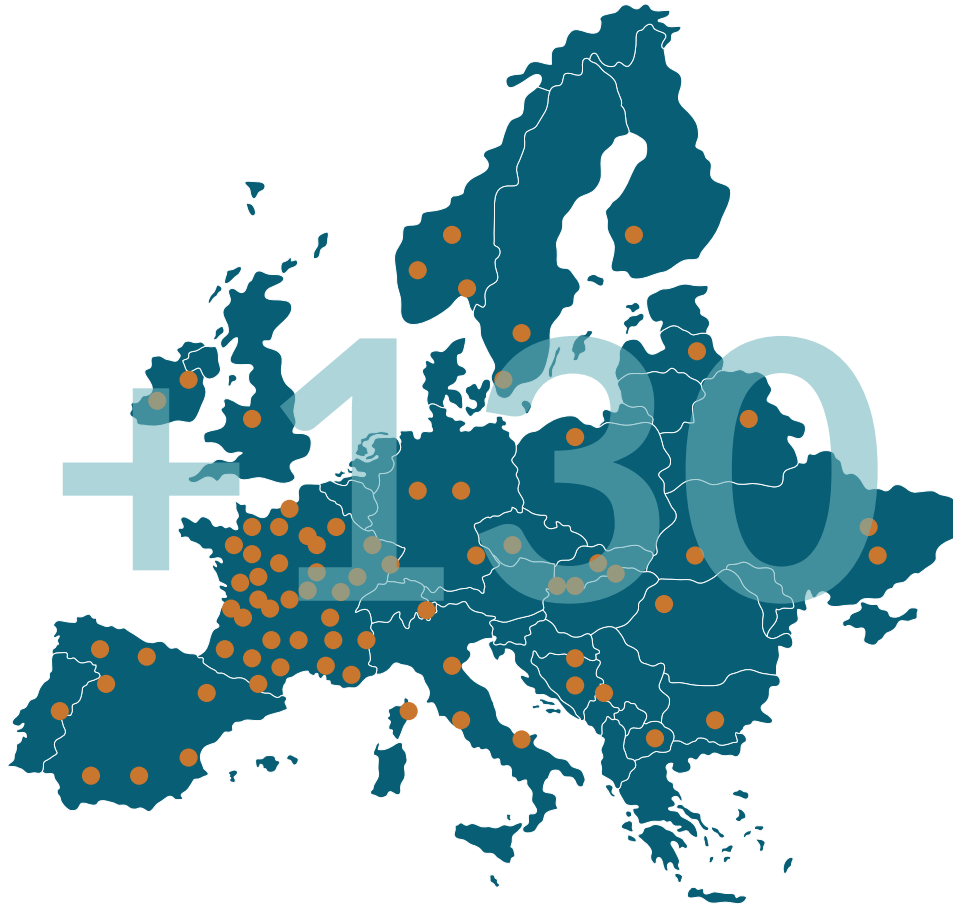
Local Proximity

A large stock of spas and spare parts available in our warehouse in France, offering you a local solution and fast delivery times.



NETWORK

N°1 expert network



Poseidon Spa has more than 130 showrooms in France, as well as an extensive network of specialist stores throughout Europe. A Cantalien company from the outset, the brand has grown rapidly to become a key player in the wellness sector.



Experts Chimie & Balboa

Several times a year, Poseidon Spa organizes expert workshops on water chemistry and Balboa & Gecko techniques to train our technicians and provide you with the best possible service.



Spa & Wellness Experts

All our stores have undergone comprehensive wellness training on our entire product range. Poseidon Spa stands out for its therapeutic approach, which is reflected in each of its products.



Full service from A to Z

When you buy a Poseidon Spa hot tub, swim spa, or sauna, you're buying with complete peace of mind : your Poseidon Spa partner supports you every step of the way, from feasibility to installation.

MADE IN FRANCE

French manufacturing

At Poseidon Spa, we have made the choice to manufacture in France, a commitment that reflects our values and vision. For us, producing locally is more than just a strategic decision: it's a guarantee of quality, craftsmanship, and respect for environmental and social standards.

We firmly believe that supporting the local economy and highlighting the work of our craftsmen is essential. That's why every product we create is the result of French manufacturing, blending tradition and innovation to offer our customers the very best.

MADE IN FRANCE



OUR COMMITMENTS



Supporting the local economy

Our company is committed to supporting the local economy by creating jobs in French regions, working with local suppliers, and promoting short supply chains to reduce the carbon footprint associated with the transportation of raw materials.



French quality and know-how

We are committed to offering high-quality products, made in France, adhering to strict production standards and showcasing French artisanal and industrial expertise.


We guarantee a high level of safety and quality in our products. 2006/42/EC and EMC 2014/30/EU.



Respect for the environment

Our company is committed to sustainable production in France, prioritizing eco-friendly raw materials, reducing waste, and recycling, in order to minimize our environmental impact while offering responsible products.

METICULOUS MANUFACTURING STEPS



THERMOPHORMING



PULVERIZATION
PUR



MACHINING



JETS AND
PLUMBING


Every stage of production is completed with the utmost care. We select high-quality, eco-friendly raw materials and follow a rigorous production process that blends traditional craftsmanship with modern technology.

Each product is meticulously inspected to ensure durability and compliance with our high standards.



USABILITY & DESIGN

Unique ergonomics



Seating Depths. Each spa features seats of varying depths to accommodate all body types and ensure full-body immersion.



Leg Elevation. An excellent way to stimulate blood circulation, relieve heavy legs, and enhance stability on the reclining benches.




Footrests. Help maintain a comfortable position, reduce strain on your muscles and joints, and prevent the sensation of floating in the spa.



Armrests. Ergonomic comfort and optimal support for your arms, they contribute to a more natural and relaxing posture.

An immersive design




Auxiliary Buttons. Easy and convenient access with jet activation at your fingertips. These buttons offer great convenience, making the experience smoother and more enjoyable.



Skimmer Cover/Tablet Rest. Keep your books or electronic devices within reach. Fully enjoy your moment of relaxation without interruptions.



Waterfall. A relaxing ambiance with a soothing atmosphere created by the gentle sound of flowing water.



Illuminated Cup Holder. Make the most of your massage session while enjoying your favorite drinks with our cup holders.

THERAPIES

Signature therapies



X2

TRIDENT MASSAGE

Poseidon Spa's signature massage: Two large jets positioned at the base of your back allow for a wide circulation of water across your entire back. This exceptional massage mimics the broad hands of a masseur, moving from your lower back up to your shoulders.



X3


NECK MASSAGE

Massage jets integrated into the headrest for a powerful neck and cervical massage. For added comfort, the neck massage can be adjusted independently from the other seat massages. You can turn it on, turn it off, and adjust its intensity.



LEG RIVERS

This massage relieves tension and stimulates blood circulation, providing an immediate feeling of lightness. Ideal for heavy or tired legs, it helps reduce swelling and offers deep relaxation.



WATERFALL MASSAGE

Inspired by shiatsu massage, this unique experience allows you to enjoy a large water jet cascading over your shoulders, neck, or even your head, providing a revitalizing sensation.



FOOT REFLEXOLOGY

A must-have massage: Foot reflexology is one of the best ways to relax your body by stimulating sensitive points on your feet. It also restores beauty and vitality to your feet after a day in uncomfortable shoes.


Complete hydrotherapy

Line: Classic, Sublime, Premium



TRIDENT JET

Thanks to its innovative technology, it emits waves of water that gently glide over your back. This smooth and enveloping motion stimulates blood circulation, releases muscle tension, and provides an immediate sensation of relaxation.




WHIRLPOOL JET

A pleasant caressing sensation on your back for a soothing break in your therapeutic journey. Gentle water bubbles soften your body and calm your mind.



INTENSE JET

Perfect for thrill-seekers who enjoy powerful massages, these intense water jets knead your entire body. Enjoy wide and strong jets for a deep, invigorating massage.



SOOTHING JET

A gentle massage perfect for relieving the feeling of heavy legs: the air jets positioned under your legs create a weightless effect, offering a wonderful sensation of relaxation.



ROLLING JET

Let yourself be enveloped by water flows that move along your entire body, soothing tension and providing a deep massage to all your muscles. A divine sensation, mimicking the thumbs or hands of a masseur rotating across your body.

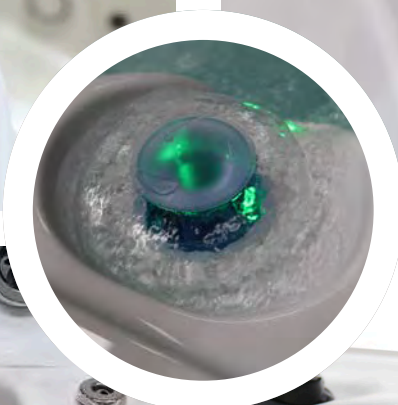


TWIST JET

A rhythmic and dynamic massage with jets that swirl over all parts of your body to invigorate you and relieve tension. A very pleasant tapping sensation.

Chromotherapy

Chromotherapy is a healing method based on the use of colors to rebalance the body's energy and promote well-being. Each color emits a specific wavelength that affects mood, stimulates healing, or soothes stress.



An exceptional lighting ambiance for a vibrant spa that adds a unique touch of elegance to your space, while allowing you to fully enjoy the extensive benefits of chromotherapy in XXL!



Aromatherapy

Aromatherapy uses plant scents, like essential oils, to provide various benefits. A spa fragrance enhances the experience by combining sensory well-being, massage, light, and scent, making the session unforgettable.



Eole is a French company that manufactures water fragrances specifically designed for spas. All fragrances are made from natural essential oils sourced from Grasse, in the south of France.

EOLE
essences

All our fragrances reduce stress, anxiety, and also promote better sleep. They do not damage equipment or affect water quality.



**MADE IN
GRASSE
FRANCE**



**NATURAL
PARFUME**



**RECYCLABLE
PACKAGING**

The Benefits of Plants and Their Complementarity with Hydrotherapy

Essential oils, which affect circulation and respiration through their connection to our autonomic nervous system, are influenced by the stimulation of scents. They can therefore influence our behavior, rebalance our body's condition, and restore our psycho-emotional balance.

CONSUMPTION

Minimal Consumption



Our company is committed to offering you high-quality products with exceptional insulation, ensuring optimal comfort. We take care of your budget by protecting your purchasing power through constant innovations and low-energy technologies, providing solutions that are both efficient and economical.




ARISTHEC ACRYLIC SHEET

The thickness of our tubs is made from 5 mm and 7 mm acrylic sheets, depending on the range.



INSULATION LAYER

We ensure that our spas are insulated with a layer of approximately 8 cm to guarantee better insulation.



LOW CONSUMPTION FILTRATION

Flow rate of 180L/min for a few hours of filtration. Programmable during off-peak hours, low flow rate.



PLUG&WARM

All our spas are compatible with an external heat pump, and our Divine Line models already have an integrated bypass for simplified connection.



THERMAL COVER

Made of high-quality leather with an optimal thickness of 12 cm, our covers offer exceptional insulation.



INSULATION PANELS

Our spas feature 4-season or Ecotherm insulation depending on the range, including both thermal and sound insulation.

QUALITY

Unmatched Quality



ALUMINIUM STRUCTURE

Poseidon Spa stands out for its commitment to excellence and its constant pursuit of improvement. We continuously perfect the quality of our spas, whether through the precision of their manufacturing, attention to the smallest details, or the exceptional performance of our hydraulic systems, making our spas among the most efficient on the market.



HYDRAULIC SYSTEM

An optimized hydraulic setup with high-flow plumbing, reducing the distances between pumps, jets, and suction drains for faster and more efficient water circulation.



INVISIBLE TOUCH

All the electrical cables in our spas (whether for the motor, the main control box, etc.) are placed in conduits to organize them, further enhancing the safety of our machines.



EASY DRY

The spa drain is accessible from the outside without removing the side panels: simply connect a hose for easy draining.



HPL PANELS DIVINE LINE

Our HPL panels combine exceptional quality and durability. Designed to withstand the most extreme conditions, they are both strong and resilient.




PVC PANELS

Our (PP) panels stand out for their remarkable strength and durability. Designed to withstand impacts and harsh weather conditions.



TUB EDGE

The acrylic is polished and rounded on the tub edge: beyond the aesthetic aspect that refines the spa's design, this provides a smoother touch and, most importantly, prevents any risk of injury or snagging.



FILTER

Our spa models feature low-energy filtration paired with washable and reusable filters. The Divine Line range is equipped with Purafab microfiber filters.



ALUMINUM RACK

Our pump system, mounted on an aluminum rail, reduces vibrations and secures the structure for optimal stability and durability.



MOTORIZATION

An easy-to-access machinery, equipped with bypass valves to facilitate cleaning and motor replacement.



PRODUCTS


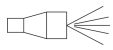
Spa collection

Classic Line

A range of robust spas, ideal for small budgets seeking excellent value for money, offering outstanding hydrotherapy and manufacturing quality that meets Poseidon Spa's high standards.




Rh ea



 x 3  23



Dimensions:	200 x 135 x 80 cm
Net Weight:	200 Kg
Water Volume:	800L
Hydrotherapy Jets:	23
Water Pump:	2HP
Filtration Pump:	0.5 HP
Control Panel:	Balboa TP 400
Balboa Electrical Box:	BP601
Balboa Heater:	3 KW
Electrical Supply:	230V / 380V



Cronos

 x 5  34



Dimensions: 208 x 208 x 90 cm

Net Weight: 240 Kg

Water Volume: 1350L

Hydrotherapy Jets: 34

Water Pump: 3HP

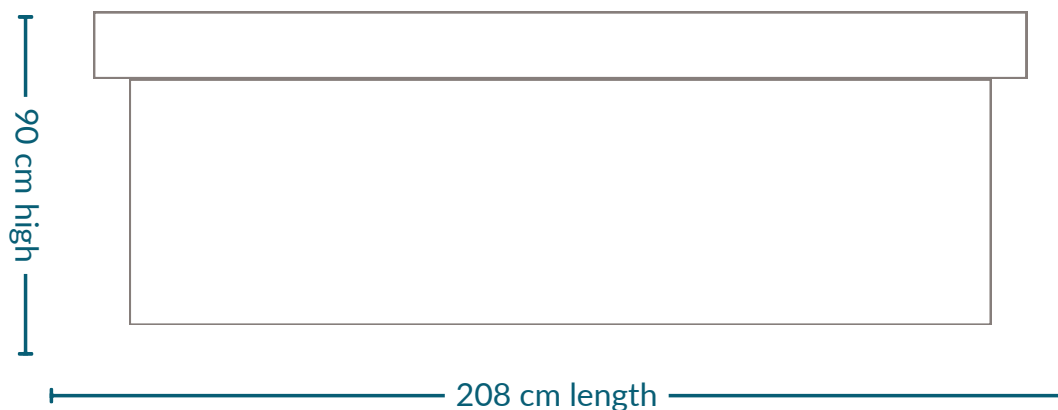
Filtration Pump: 0.5 HP

Control Panel: Balboa TP 400

Balboa Electrical Box: BP601

Balboa Heater: 3 KW

Electrical Supply: 230V / 380V



PRODUCTS

Spa collection

Sublime Line

A true concentration of cutting-edge technology, the Sublime Line offers spa models with refined designs and exceptional therapeutic performance. Available in various configurations from 2 to 6 seats, you will undoubtedly find the spa of your dreams in this Sublime Line.




Léna


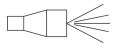
👤 x 2 📢 25



Dimensions:	190 x 131 x 78 cm
Net Weight:	255 Kg
Water Volume:	800L
Hydrotherapy Jets:	25
Water Pump:	3HP
Filtration Pump:	0.5 HP
Control Panel:	Balboa TP 400
Balboa Electrical Box:	BP601
Balboa Heater:	3 KW
Electrical Supply:	230V / 380V

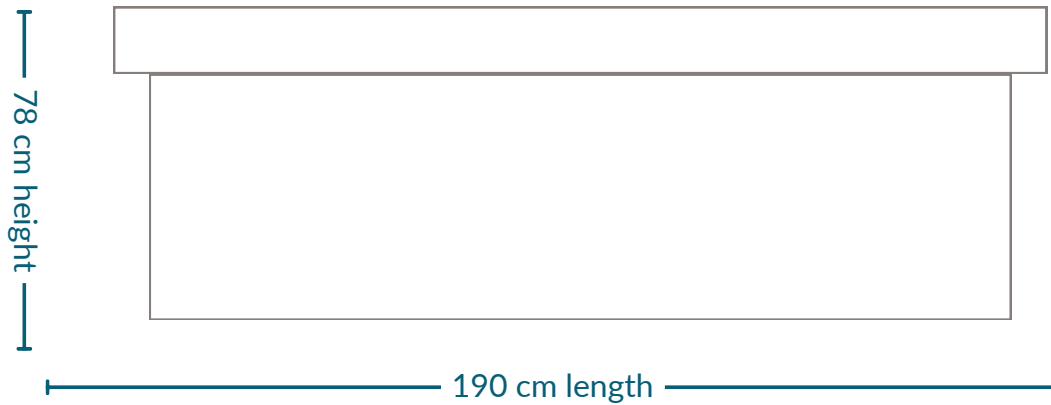


Tyro


 x 3  23



Dimensions:	190 x 131 x 78 cm
Net Weight:	260 Kg
Water Volume:	900L
Hydrotherapy Jets:	23
Water Pump:	3HP
Filtration Pump:	0.5 HP
Control Panel:	Balboa TP 400
Balboa Electrical Box:	BP601
Balboa Heater:	3 KW
Electrical Supply:	230V / 380V



Gaia

 x 5  48



Dimensions: 200 x 200 x 90 cm

Net Weight: 300 Kg

Water Volume: 1300L

Hydrotherapy Jets: 48

Water Pump: 3HP x2

Filtration Pump: 0.5 HP

Control Panel: Balboa TP 600

Balboa Electrical Box: BP601

Balboa Heater: 3 KW

Electrical Supply: 230V / 380V


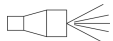
90 cm height



200 cm length




Aphrodite

 x 6  48



Dimensions:	200 x 200 x 90 cm
Net Weight:	320 Kg
Water Volume:	1400L
Hydrotherapy Jets:	48
Water Pump:	3HP x2
Filtration Pump:	0.5 HP
Control Panel:	Balboa TP 600
Balboa Electrical Box:	BP601
Balboa Heater:	3 KW
Electrical Supply:	230V / 380V



The Differences by line

Classic Line

- Available
- Optional
- Not Available



Rhéa



Cronos

Features

Capacity/Number of Seats	3	5
Including reclining benches	1	2
Dimensions	200 x 135 x 80 cm	208 x 208 x 90 cm
Net Weight	200 Kg	240 Kg
Water Volume	800 L	1 350 L
Balboa Control Panel:		
TP 600	-	-
TP 500S	●	●
Electrical Box BP601	●	●
Low-Energy Filtration	●	●
Filtration Pump 0.5HP	●	●
Hydrotherapy Jets	23	34
Water Pump	2HP	3HP

Equipment

Plasma Ozone Disinfection	●	●
Cartridge Filtration	●	●
BioLok System	●	●
Insulation :		
Classique	●	●
4 seasons	●	●
ABS Base	●	●
Power Regulator	1	1
Footrest Levels	2	1
Easy Drain	●	●
Winter Cover	●	●
Thermal Cover	●	●
Headrest	1	3
Cup Holder	-	-
Wi-Fi	●	●
Plug&Heat	●	●

LightSensor Series:

Chromotherapy Spot	1	1
LEDs Water Line	9	14
Illuminated Waterfall	1	1

PRODUCTS

Spa collection

Premium Line


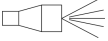
Discover our new spa range, the Premium Line, specially designed to offer an optimal relaxation experience for families of 3 to 5 people.

With its top-tier ergonomic features, including integrated handles for easy grip and auxiliary pump control buttons, every detail has been thoughtfully crafted to maximize comfort and accessibility.

Treat yourself to an unparalleled wellness moment, combining advanced technology and design for effortless relaxation.



Elona


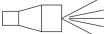
 x 3  36



Dimensions:	210 x 170 x 90 cm
Net Weight:	280 Kg
Water Volume:	950
Hydrotherapy Jets:	36
Water Pump:	3HP
Balboa AUX Pump:	1
ECO Filtration Pump:	0.5 HP
Disinfection:	1x ozone plasma
Balboa Electrical Box:	BP6013 G1
Balboa Heater:	3 KW
Control Panel:	TP500S
Drainage:	Easy Drain



Arès

 x 5  55



Dimensions: 225 x 225 x 90 cm

Net Weight: 300 Kg

Water Volume: 1300 L

Hydrotherapy Jets: 55

Water Pump: 3HP x2

ECO Filtration Pump: 0.5 HP

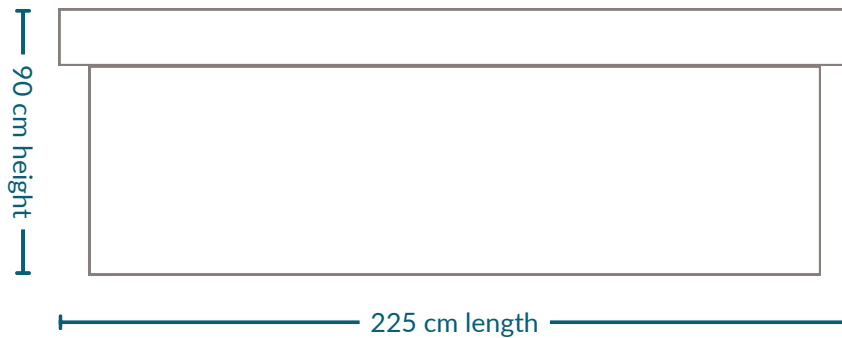
Disinfection: 1x ozone plasma

Balboa Electrical Box: BP6013 G2



Balboa Heater: 3 KW

Control Panel: TP600

Drainage: Easy Drain

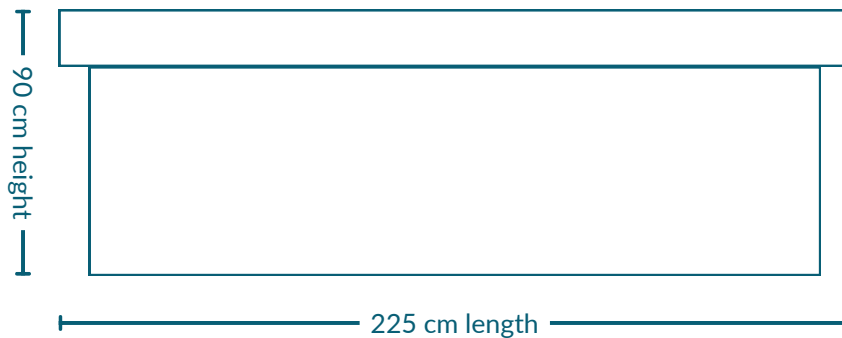


Ouranos

 x 6  50



Dimensions:	225 x 225 x 90 cm
Net Weight:	300 Kg
Water Volume:	1300 L
Hydrotherapy Jets:	50
Water Pump:	3HP x2
Balboa AUX Pump:	0.5 HP
ECO Filtration Pump:	1x ozone plasma
Disinfection:	BP6013 G2
Balboa Electrical Box:	3 KW
Balboa Heater:	TP600
Drainage:	Easy Drain



The Differences by line

Premium Line

- Available
- Optional
- Not available



Elona

Arès

Ouranos

Features

Capacity/Number of Seats	3	5	6
Including reclining benches	1	2	0
Dimensions	210 x 170 x 90 cm	225 x 225 x 90 cm	225 x 225 x 90 cm
Net Weight	280 Kg	300 Kg	300 Kg
Water Volume	950 L	1 300 L	1 300 L

Balboa Control Panel:

TP 600	-	●	●
TP 500S	●	-	-
Electrical Box BP6013	●	●	●
Low-Energy Filtration	●	●	●
Filtration Pump 0.5HP	●	●	●
Hydrotherapy Jets	32	60	60
Water Pump	3HP x1	3HP x2	3HP x2
Aromatherapy Jets	-	-	-
Air Pump	-	-	-

Equipment

Plasma Ozone Disinfection	●	●	●
Cartridge Filtration	●	●	●
BioLok System	●	●	●
Insulation:			
Classic			
4 Seasons	●	●	●
ABS Base	●	●	●
Power Regulator	1	2	2
Footrest Levels	2	2	-
Easy Drain	●	●	●
Winter Cover	●	●	●
Thermal Cover	●	●	●
Headrest	3	3	4
Cup Holder	2	2	2
Wi-Fi	●	●	●
Audio System:			
Standard + 2HP	●	●	●
Balboa + 2HP	●	●	●
Waterfall	-	-	-
Plug&Heat	●	●	●
LightSensor Serie :			
Chromotherapy Spot	1	1	1
Water Line LEDs	16	23	14
Illuminated cup holder	2	2	2



PRODUCTS

Spa collection

Divine Line

In the pursuit of excellence, the Divine Line offers exceptional spas with sleek designs and incredible massages. Experience supreme luxury with this range, created just for you, offering the best available technology, premium materials, and a deep commitment to delivering unparalleled therapeutic journeys.

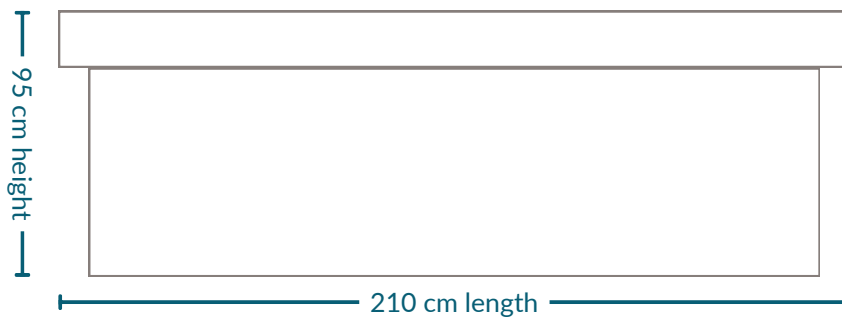


Pégase


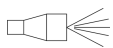
x 3  65



Dimensions:	210 x 170 x 95 cm
Net Weight:	350 Kg
Water Volume:	950 L
Hydrotherapy Jets:	63
Water Pump:	3HP x2
BALBOA Blower:	700W
BALBOA Filtration Pump:	1
BALBOA Disinfection:	Ultrazone
BALBOA Electrical Box:	BP60XPO
BALBOA Heating:	3KW
BALBOA Onboard Computer:	Touch 3
ARISTECH Acrylic:	7mm
Drainage:	Easy Drain

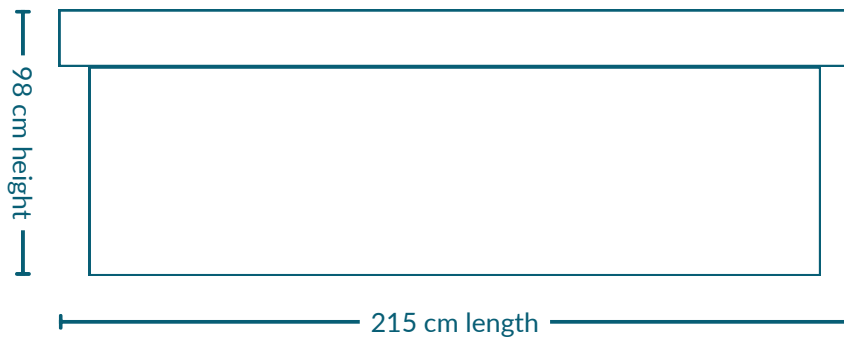


Apollon


 x 5  55



Dimensions:	215 x 215 x 98 cm
Net Weight:	400/1880 Kg
Water Volume:	1400 L
Hydrotherapy Jets:	55
Water Pump:	3HP x2
BALBOA Blower:	700W
BALBOA Filtration Pump:	1
BALBOA Disinfection:	Ultrazone
BALBOA Electrical Box:	BP60XPO
BALBOA Heating:	3KW
BALBOA Onboard Computer:	Touch 3
ARISTECH Acrylic:	7mm
Drainage:	Easy Drain



Orion



 x 5  90



Dimensions:	225 x 225 x 99 cm
Net Weight:	410 Kg
Water Volume:	1500 L
Hydrotherapy Jets:	90
Water Pump:	3HP x3
BALBOA Blower:	700W
BALBOA Filtration Pump:	1
BALBOA Disinfection:	Ultrazone
BALBOA Electrical Box:	BP60XPO
BALBOA Heating:	3KW
BALBOA Onboard Computer:	Touch 3
ARISTECH Acrylic:	7mm
Drainage:	Easy Drain



Rhodé

 x 7  124



Dimensions:	235 x 235 x 97 cm
Net Weight:	450 Kg
Water Volume:	1850 L
Hydrotherapy Jets:	124
Water Pump:	3HP x4
BALBOA Blower:	700W
BALBOA Filtration Pump:	1
BALBOA Disinfection:	Ultrazone
BALBOA Electrical Box:	BP60XPO
BALBOA Heating:	3 KW
BALBOA Onboard Computer:	Touch 3
ARISTECH Acrylic:	7 mm
Drainage:	Easy Drain



The Differences by line

Divine Line

- Available
- Optional
- Not available



Features	Pégase	Apollon	Orion	Rhodé
Capacity/Number of Seats	3	5	5	6
Including Reclining Benches	2	2	2	2
Dimensions	210 x 170 x 93 cm	215 x 215 x 97cm	225 x 225 x 97 cm	235 x 235 x 97 cm
Net Weight	350 Kg	400 Kg	410 Kg	450 Kg
Water Volume	950 L	1 400 L	1 500 L	1 850 L
Balboa computer :				
Spa Touch 3	●	●	●	●
Electrical Box BP60XPO	●	●	●	●
Low-Energy Filtration	●	●	●	●
Filtration Pump 0.5HP	●	●	●	●
Hydrotherapy Jets	63	55	77	105
Water Pump Gecko	3HP x 2	3HP x 2	3HP x 3	3HP x 4
Aromatherapy Jets	-	-	-	-
Aquamax Pump	●	●	●	●
Auxiliary Pump	2	-	3	3

Équipements

Plasma Ozone Disinfection	●	●	●	●
Cartridge Filtration	●	●	●	●
BioLok System	●	●	●	●
Insulation :				
PUR ISOMAX	●	●	●	●
Acrylique +ABS 7mm	●	●	●	●
ABS Base + PUR 8cm	●	●	●	●
Power Regulator	1	2	3	3
Footrest Levels	2	2	2	2
Easy Drain	●	●	●	●
Winter Cover	●	●	●	●
Thermal Cover	●	●	●	●
Headrest	2	3	3	3
Cup Holder	2	2	2	2
Wi-Fi	●	●	●	●
Audio System:				
Standard + 2HP	●	●	●	●
Balboa + 2HP	●	●	●	●
Waterfall	1	1	2	-
Plug&Heat	●	●	●	●
LightSensor Serie :				
Chromotherapy Spot	1	1	1	1
Water Line LEDs	16	20	20	22
Illuminated Waterfall	1	-	1	1
Backlit River	1	1	2	-
Backlit Panels	●	●	●	●
Backlit Corners	●	●	●	●
Backlit Skimmer	●	●	●	●

INNOVATIONS

Expertise and news

VERSUS PRO

Discover Versus Pro, our 100% leak-proof system, without glue or silicone!

Enjoy perfect sealing thanks to cutting edge technology. Two high-precision robots work simultaneously on the tub to drill holes with extreme accuracy, allowing for impeccable gasket installation.

Once the gaskets are in place, a vacuum machine pulls the jets with force, ensuring a completely airtight contact.

Outside shell

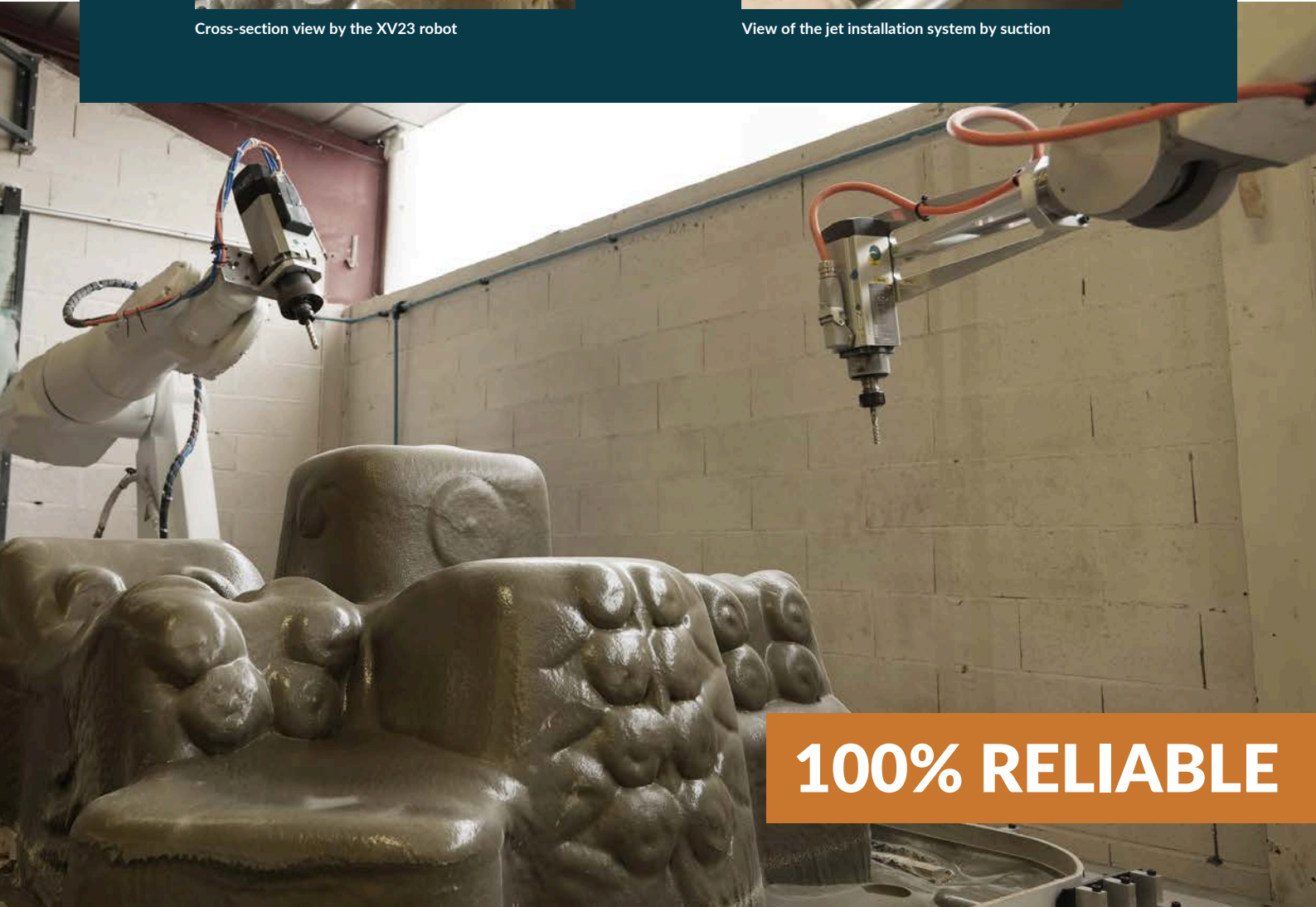


Cross-section view by the XV23 robot

Zoom system



View of the jet installation system by suction



100% RELIABLE

INNOVATIONS

Expertise and news

PUR ISOMAX

Discover efficiency and performance!

The PUR ISOMAX system uses a concentrate of specific products that, upon contact with air, creates an exceptional thermal cover. Thanks to our high-precision robotic arms, the application of the product is carried out quickly and with perfectly even distribution.

This advanced technology ensures optimal thermal insulation, allowing you to enjoy your spa in every season while saving energy.

Inside water



Water temperature during heating: 35.9°C
Test conducted on the Orion Spa - October 5, 2024

Outside sheel



Outside temperature of the tub: 18.9°C
Optimal insulation; 17°C difference!



CONSUME 2X LESS!

INNOVATIONS

Expertise and news

AQUAMAX

Discover Aquamax, our latest innovation!

Looking for even more intense sensations in your spa? Thanks to our patented ultrapowerful system, you can enjoy incredibly intense massages. This revolutionary system maximizes the effectiveness of each jet for an extraordinary relaxation experience.


A true concentrate of well-being, a must-try!

Without Aquamax



5.125 Liters/min - Standard jets.
Test conducted on the Orion Spa

With Aquamax



6.985 Liters/min - Aquamax, 36% more powerful!

2X MORE SENSATIONS !



PRODUCTS

Swim spa collection

Sport Line

The swim spa is the trendiest product of the moment: a perfect balance between the relaxing pleasures of a spa and the comfort of a pool, making it the ultimate choice for both sports and family fun.

We offer several types of swim spas: models with classic motors or turbine-powered versions; single basins for pure swimming enjoyment or double basins that allow you to enjoy both a pool and a spa.



Ulysse

👤 x 4



Dimensions :	400 x 228 x 138 cm
Water Depth :	122 cm
Net Weight :	1197 Kg
Water Volume :	5687L
Hydrotherapy Jets :	45
Massage Pump :	3HP + 2HP
Swim River Jet :	3
Swim Pump :	1 x 3HP + 2 x 3.5HP
Filtration Pump :	0.5 HP
Control Panel :	Spa Touch 3
Balboa Electrical Box :	BP21P4BC
Balboa Heater :	3KW
Electrical Supply :	220V / 380V

River Jets

The Ulysse swim spa, with 4 seats, offers relaxation and exercise. Its adjustable "river jets" allow you to customize the intensity of the current for a personalized workout while enjoying moments of relaxation.



Hestia

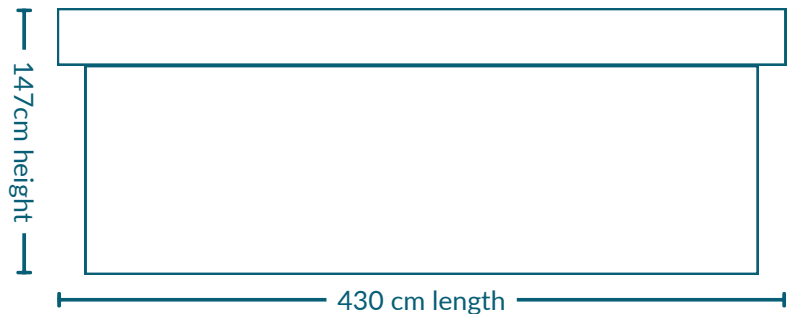
👤 x 4



Dimensions :	430 x 225 x 147 cm
Water Depth :	138 cm
Net Weight :	1150 Kg
Water Volume :	7480L
Hydrotherapy Jets :	28
Massage Pump :	2HP
Swim River Jet :	3
Swim Pump :	3 x 3.5HP
Filtration Pump :	0.5 HP
Control Panel :	Balboa TP 600
Balboa Electrical Box :	BP6013G2
Balboa Heater :	3 KW
Electrical Supply :	220V / 380V

River Jets

The Hestia swim spa, measuring 4.30 meters, can accommodate 4 people and allows for swimming. Its two seated positions provide relaxation, while the adjustable "river jets" allow you to tailor the intensity of your workout to your needs.



Neptune

 x 5



Dimensions :	500 x 228 x 150 cm
Water Depth :	135 cm
Net Weight :	1090 Kg
Water Volume :	7390L
Hydrotherapy Jets :	69
Massage Pump :	3HP + 2HP
Swim River Jet :	3
Swim Pump :	1 x 3HP + 2 x 3.5HP
Filtration Pump :	0.5 HP
Control Panel :	Spa Touch 2
Balboa Electrical Box :	BP21P4BC
Balboa Heater :	3 KW
Electrical Supply :	220V / 380V



Neck Massage

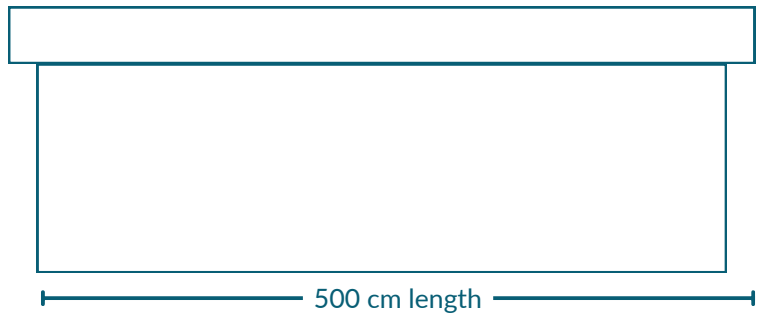
Integrated massage jets in the headrests provide a powerful and relaxing massage for your neck and shoulders. Absolute relaxation!



Trident Massage

Two large jets positioned at the base of your back allow for a wide circulation of water across your entire back up to your shoulders.

150cm height




Key Features



Innovative Design

The design of our swim spas is crafted to ensure your comfort, featuring precise and sophisticated finishes.



Intense Sport

Thanks to its powerful jets, you can engage in various aquatic activities. Sport is your true companion.



Relaxation

Hydrotherapy and the massage jets available in the spa allow you to escape for a few minutes and relax in your swim spa.

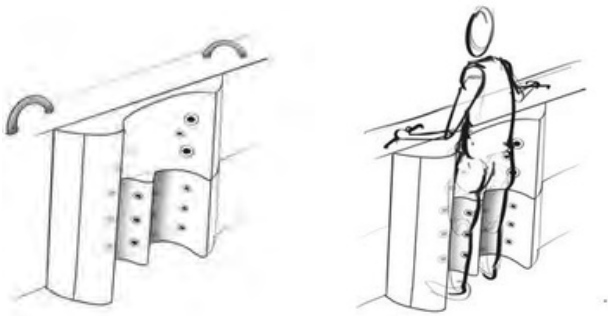


Friendly

Designed for enjoying and sharing good times with family and friends, the Neptune swim spa can accommodate 5 people.

New Arrivals

EXCLUSIVELY AT POSEIDON SPA



Thigh Massages

Designed to relieve your legs after workout sessions or simply after a long day at work.

All you need to do is stand and hold onto the metal bars to enjoy a massage on your thighs and shins.

River Jets

This beautiful Neptune swim spa has been designed for sports and wellness enthusiasts. With the depth of this swim spa, you can fully enjoy swimming against the current and engage in aquatic activities using various equipment that you can add to the spa for physical exercises. The spa features 2 reclining seats and has a capacity for 5 people.



Zeus

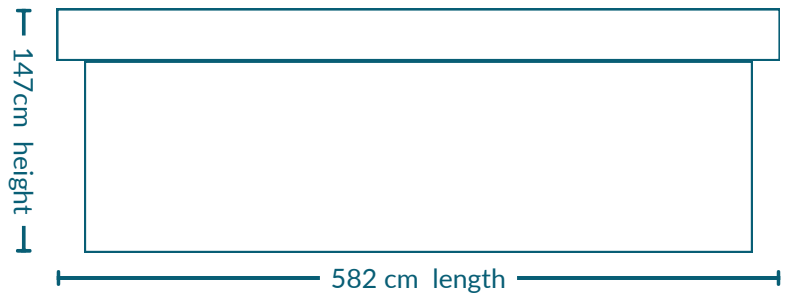
👤 x 8



Dimensions :	582 x 221 x 147 cm
Water Depth :	135 cm
Net Weight :	1400 Kg
Water Volume :	6160L
Hydrotherapy Jets :	65
Massage Pump :	2 HP + 2.5 HP
Air Pump :	400W
Swim River Jet :	3
Swim Pump :	3 x 3.5HP
Filtration Pump :	0.5 HP
Control Panel :	Balboa TP 600 x2
Balboa Electrical Box :	BP6013G2 x2
Balboa Heater :	3 KW
Electrical Supply :	220V / 380V

River Jets

The Zeus swim spa, with a capacity of 9 people, features a 4-meter swim current area and 7 hydrotherapy seats, including 6 seated and 1 reclining. It perfectly combines physical exercise and relaxation.



Démeter


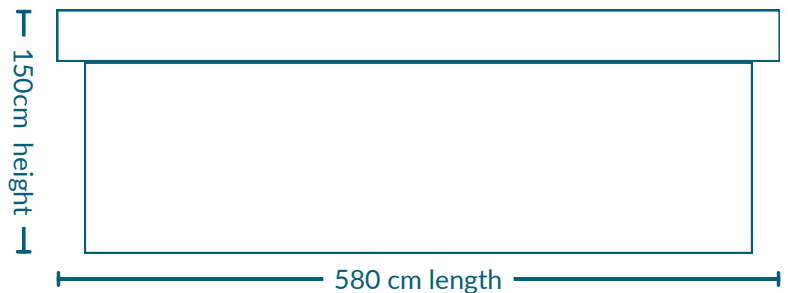
👤 x 5



Dimensions :	580 x 228 x 150 cm
Water Depth :	135 cm
Net Weight :	1560 Kg
Water Volume :	9270 L
Swim Blade Turbine Jet :	1
Swim Pump :	1 x 3.75HP
Filtration Pump :	1 x 1HP
Spa Control Panel :	TP 400
Swim Control Panel :	PO-SWIM
Balboa Electrical Box :	BP6013G1
Balboa Heater :	3 KW
Electrical Supply :	220V / 380V

Turbine

The Demeter swim spa, measuring 5.80 meters in length, allows for swimming against the current or relaxing. With a capacity of 5 people, its turbine operates more quietly than jets.



Hermès

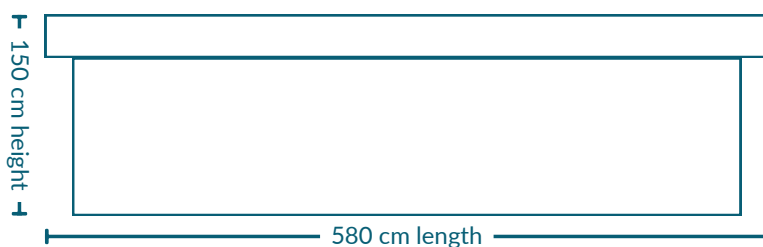
 x 8



Turbine

The Hermes swim spa, with its unique design, accommodates up to 8 people, including 3 seated positions, and allows for swimming against the current. Its turbine provides a smoother and more consistent current than jets.

Dimensions :	580 x 228 x 150 cm
Water Depth :	135 cm
Net Weight :	1140 Kg
Water Volume :	8290 L
Hydrotherapy Jets :	27
Massage Pump :	1 x 3HP
Air Jets :	6
Air Pump :	400W
Swim Blade Turbine Jet :	1
Swim Pump :	1 x 3.75HP
Filtration Pump :	1 x 1HP
Control Panel :	TP 400
Swim Control Panel :	PO-SWIM
Balboa Electrical Box :	BP6013G1
Balboa Heater :	3 KW
Electrical Supply :	220V / 380V





The Differences by line

Turbine Line

- Available
- Optional
- Not available



Déméter



Hermès

Features

Capacity/Number of Seats	5	8
Including Reclining Benches	-	-
Dimensions	580 x 228 x 150 cm	580 x 228 x 150 cm
Water Depth	135 cm	135 cm
Net Weight	1560 Kg	1140 Kg
Water Volume	9270 L	8290 L
Balboa computer :		
Spa Touch 3	-	-
TP 600	-	-
TP 400	●	●
Nage PO-SWIM	●	●
Electrical Box :		
BP6013G1	●	●
BP6013G2	-	-
BP21P4BC	-	-
Low Consumption Filtration	●	●
Cartridge Filtration	●	●
Filtration Pump	1 x 1 HP	1 x 1 HP
Swim Jets	1x lame turbine	1x lame turbine
Swim Pump	1 x 3.75HP	1 x 3.75HP
Hydrotherapy Jets	-	38
Water Pump	-	3 HP
Aerotherapy Jets	-	4
Air Pump	-	400W
Balboa Heater	3 KW	3 KW
Power Supply	220/380 V	220/380 V

Equipment

UV Lamp Disinfection	●	●
ARISTECH Acrylics	●	●
BioLok System	●	●
4-Season Insulation	●	●
ABS Base	●	●
Power Regulator	-	1
Footrest Levels	-	-
Easy Drain	●	●
Winter Cover	●	●
Isothermal Cover	●	●
Headrest	-	2
Cup Holder	-	-
Waterfall	-	-
Automatic Drain	●	●
LightSensor Series:		
Chromotherapy Spot	2	2
Waterline LEDs	23	22



Ulysse



Hestia



Neptune



Zeus

4	4	5	8
-	-	2	1
400 x 228 x 150 cm	430 x 225 x 147 cm	500 x 228 x 150 cm	582 x 221 x 147 cm
135 cm	138 cm	135 cm	135 cm
1197 Kg	1150 Kg	1240 Kg	1400 Kg
5687 L	7480 L	7590 L	7860 L
●	-	●	●
-	●	-	●
-	-	-	-
-	-	-	-
-	●	-	●
●	-	●	●
●	●	●	●
●	●	●	●
0.5 HP	0.5 HP	0.5 HP	0.5 HP
3 x river jets	3 x river jets	3 x river jets	3 x river jets
1 x 3HP+ 2 x 3.5HP	3 x 3.5 HP	1 x 3HP+ 2 x 3.5HP	3 x 3.5 HP
45	28	69	65
3HP + 2HP	2 HP	3HP + 2HP	2x 2 HP + 2.5HP
-	-	-	-
-	-	-	-
3 KW	3 KW	3 KW	3 KW
220/380 V	220/380 V	220/380 V	220/380 V
●	●	●	●
●	●	●	●
●	●	●	●
●	●	●	●
●	●	●	●
5	4	5	6
2	-	2	2
●	●	●	●
●	●	●	●
●	●	●	●
2	2	2	5
2	-	1	4
-	-	-	-
●	●	●	●
2	1	2	3
24	34	24	40